


LA500DC

RESIDENTIAL/LIGHT COMMERCIAL DC LINEAR ACTUATOR



Unrivaled Performance, Security and Accessibility

Our most powerful swing gate operator delivers unsurpassed performance and secure access to your property. Access your property like never before. With MyQ® Technology you can monitor and control your gate from anywhere and get in quickly and securely with the built-in interference eliminating Security+ 2.0™ radio. Our industry-leading power management technology extends battery backup for up to 24 days* without recharging. No other company can offer you that peace of mind.

Connectivity

- **MyQ Technology** enables you to securely monitor and control your gate operator and houselights with your smartphone for greater peace of mind.
- **Alerts** can be received as email or pop-up (push) notifications on your mobile device so that you always know the status of your gate operator.
- **MyQ Mobile App** is a free download with no annual activation fee.

Performance

- **Battery Backup** safeguards your property by providing up to 500 cycles* or up to 24 days* of standby power when the power is down.
- **Solar Ready Ultra Reliable System** delivers power when you need it most to operate the gate and is extremely power efficient at all other times to maximize solar performance. Home owners may qualify for 30% solar tax credit.
- **Gate Size** rated for gates up to 18 ft. in length or weighing up to 1600 lbs.
- **Commercial Duty Cast Aluminum Housing with Heavy-Duty DC Motor** powerful enough to perform in the most demanding applications. Soft start/stop operation extends operator and hardware life for heavy-duty gate use.

Safety and Security

- **Security+ 2.0™ Patented Multi-Frequency Secure Radio Technology** virtually eliminates interference and offers 2X the range of standard remotes so you can access your home quickly and safely.
- **Quick Close/Anti Tailgate Selectable Feature** quickly secures gate and prevents unauthorized access.
- **Plug-in Loop Detector Inputs Innovative Design** ensures vehicles are easily identified to exit property or interrupt gate travel if a vehicle is in its path.
- **Safety Inputs** provided for the addition of safety reversing devices. Each entrapment point should be protected with its own device.
- **UL/cUL Listed** tested to the most stringent industry guidelines.

OPTIONAL ACCESSORIES:



LiftMaster Internet Gateway (828LM)***

Receive alerts or monitor and activate gate via an Internet-enabled device anywhere in the world.



Door and Gate Monitor (829LM)

Monitor or close the gate from any room in your house. ***



Remote Light Switch (823LM)

Controls light remotely in your garage, yard or home.



2-Button and 4-Button Security+ 2.0™ Learning Remote Controls (892LT) (894LT)

One button can control a gate operator and the other(s) can control garage door(s). It can also be programmed to Security+® or Security+ 2.0™ code format.



Monitored Entrapment Protection Retro-Reflective Photoelectric Sensor (CPS-RPEN4GM)**

Safeguards your property. Single-sided means no expensive trenching or wiring.



Solar Panel (SOLPNL10W12V)

Solar option available. Efficient reliable system.

LA500DC

RESIDENTIAL/LIGHT COMMERCIAL DC LINEAR ACTUATOR

FEATURES

KEYED MANUAL DISCONNECT

Provides simple method to manually operate gate.

FIRE DEPARTMENT COMPLIANT

Selectable settings allow gate to auto open upon loss of AC power or battery depletion.

BI-PART DELAY

Monitors the speed and position of each wing and adjusts the speed as necessary to ensure primary gate closes last, avoiding potential damage to the gate.

SYNCHRONIZED CLOSE

Simultaneously closes gates.

WIRELESS DUAL-GATE COMMUNICATION

(WITH SECOND CONTROL BOX)

Saves unsightly driveway scars by eliminating expensive conduit for dual-gate communication.

PROGRAMMABLE AUXILIARY RELAYS

Two programmable relays with six settings each simplify adding additional features. Switch on/off devices at open or close limits.

ADVANCED TRAFFIC MANAGEMENT CONTROL

Secures your property.

ANTI TAILGATE

Prevents unauthorized access. Gate will pause when closing as vehicle pulls onto interrupt loop or breaks photo beam. Once vehicle backs up, gate will continue to close.

QUICK CLOSE

Closes the gate immediately after a vehicle pulls off the interrupt loop.

ONE TOUCH PUSH BUTTON PROGRAMMABLE ELECTRONIC LIMIT SYSTEM

Maintains accurate gate position throughout gate travel. Maintains open and close limit position at all times, even after using manual disconnect.

HOMELINK® COMPATIBLE

Version 4 and higher.

SECURITY+2.0™ ON-BOARD RADIO RECEIVER

Up to 50 remotes.

WARRANTY

Two years.

LED DIAGNOSTIC DISPLAY

Easy-to-read, simplifies installation and troubleshooting.



SPECIFICATIONS

POWER

Full time AC run operation 120V/230V Ø (Standard control box).

ACCESSORY POWER

24VDC 500mA output
Switched and unswitched power.

SURGE

Industrial strength suppression on high and low voltage inputs.

TEMPERATURE SPECIFICATIONS

-40° F (-40C) to 140°F (60C).

GATE TRAVEL SPEED

90 degree opening in 15 - 17 seconds.

CONSTRUCTION

MOTOR

24VDC continuous-duty motor.

OPERATOR DUTY RATING

Continuous duty, 300 cycles per day.

CHASSIS

Commercial duty aluminum die cast housing.

WORM GEAR REDUCTION

Precision machined all metal gear in contained lubrication housing.

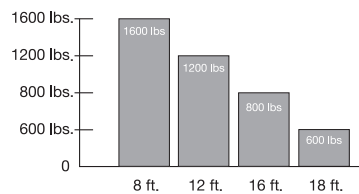
OPERATOR WEIGHT

Actuator Arm 35 lbs.
Standard control box 13 lbs.

- Includes (2) 7AH batteries.
- Batteries ship separate.

RECOMMENDED CAPACITIES


Swing Rating




BATTERY BACKUP OPERATION

BATTERY	CYCLES	STANDBY TIME
2-7 AH	500	24 Days

DIMENSIONS



LA500CONTDC
Standard Control Box



LA500CONTXLMDC
XLSOLARCONTDC
Extra Large Control Box

* Basic set up with remotes programmed. Does not include added accessory power draw. LiftMaster low power draw accessories recommended to extend cycles and standby time on battery backup.

**Power efficient LiftMaster design saves power when running on battery or solar mode.

***LiftMaster® Internet Gateway Accessory functionality is dependent on communication with a MyQ Enabled gate operator. MyQ Technology communication can be limited by distance and type of exterior building materials. A general range estimate is 300 ft.

LiftMaster gate operators comply with UL 325 standards. External entrapment devices must be added to meet UL 325 standards. Your installer will recommend suitable entrapment devices such as photoelectric sensors or edge sensors.